

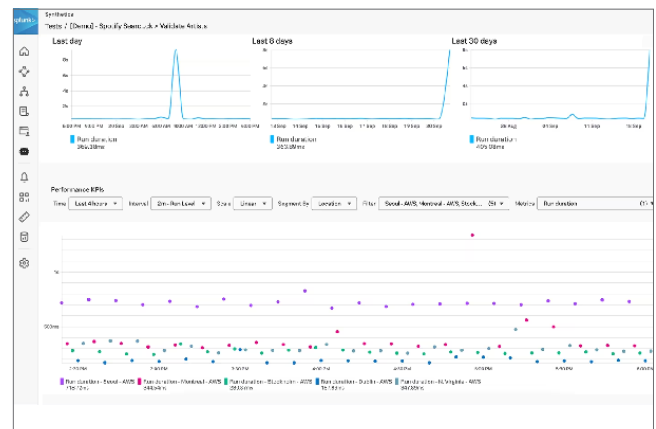
# Splunk Synthetic Monitoring

Deliver better user experiences with the most advanced synthetic monitoring in any observability suite.

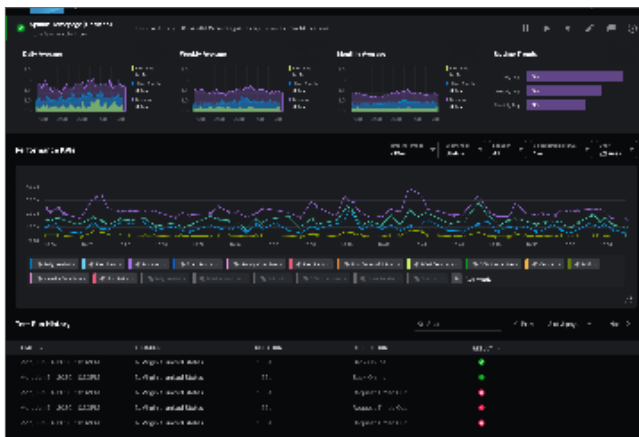
Splunk Synthetic Monitoring provides visibility across URLs, APIs and critical web services to solve problems faster. IT Operations and engineering teams can easily detect, alert and prioritize issues, simulate multi-step user journeys, measure business impact from new code deployments and optimize web performance with guided step-by-step recommendations to ensure better digital experiences.

## Visualize and improve customer experience

- **Ensure Availability:** Proactively monitor and alert on the health and availability of critical services, URLs and APIs with customizable browser tests to simulate multi-step workflows that make up the user experience.
- **Improve Metrics:** Core Web Vitals and modern performance metrics allow users to view all their performance defects in one place, measure and improve page load, interactivity and visual stability, and find and fix JavaScript errors to improve page performance.
- **Frontend to Backend:** Integrations with Splunk APM, Infrastructure Monitoring, On-Call and ITSI helps teams view endpoint uptime against backend services, underlying infrastructure and within their incident response coordination so they can troubleshoot across their entire environment, in a single UI.



See all your most important metrics in one place



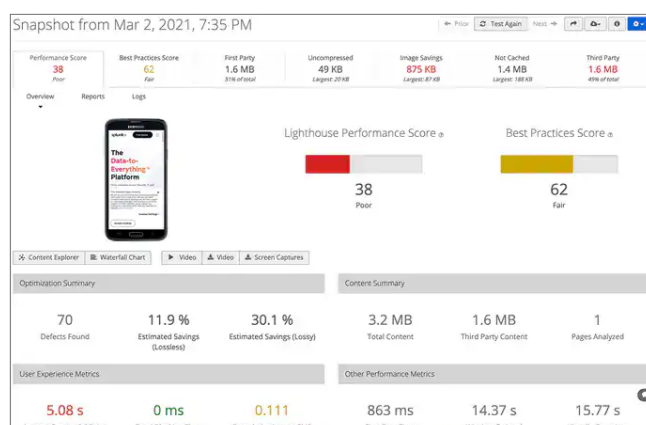
Monitor single page or multi-step transactional workflows

## Proactively identify and resolve

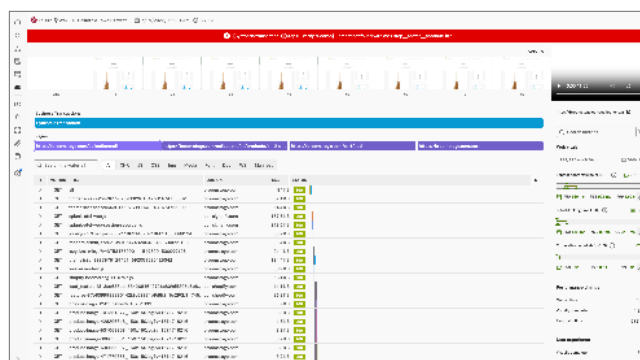
- **Detect and Alert:** Monitor and simulate end-user experiences to detect, communicate and resolve issues for APIs, service endpoints and critical business transactions before they impact customers.
- **Business Performance:** Easily define multi-step user flows for key business transactions and start recording and testing your critical user journeys in minutes. Track and report SLAs and SLOs for uptime and performance.
- **Filmstrips and Video Playback:** View screen recordings, film strips, and screenshots alongside modern performance scores, competitive benchmarking, and metrics to visualize artificial end-user experiences. Optimize how fast you deliver visual content, improve page stability and interactivity to deploy better digital experiences.

## Optimize service resilience and performance

- **Web Optimization:** Offers 300+ guided recommendations on how to immediately improve customer experience and page performance for every page so users can prioritize issue resolution and prevent web performance issues from negatively impacting user experience and business KPIs.
- **Pre-Production Testing:** Proactively test service, URL and API performance and integrate synthetics monitoring into CI/CD pipelines. Automatically pass/fail builds based on performance budgets within customers' CI/CD pipelines to ensure great performance with every code change.
- **Competitive Benchmarking:** Effortlessly measure and benchmark web page resources, components, and third-party dependencies for optimal performance without the need for JavaScript tags or smart agents.



Measure, optimize, and deploy better digital experiences



Identify performance issues with in-context visual analysis

## Customers that trust Splunk Synthetic Monitoring

“Since we’ve upped our usage and adoption of Splunk, we haven’t had an outage and the last critical incident was resolved in less than 15 minutes.”

— Stephanus Meiring, VP of Engineering,  
Rent the Runway



- 94% faster MTTR
- 84% faster MTTD for SLA-impacting incidents
- 50% increased developer efficiency during incidents



ESTÉE LAUDER



## Try Synthetic Monitoring in Splunk Observability Cloud today

Start with Synthetic Monitoring to find, fix and prevent web performance issues from impacting your customers. Additionally bundle Synthetic Monitoring within Splunk Observability Cloud for end-to-end visibility, combine with Splunk APM and Splunk Infrastructure Monitoring to measure frontend to backend service performance and infrastructure health. [Start a free trial](#)



Learn more: [www.splunk.com/asksales](https://www.splunk.com/asksales)

[www.splunk.com](https://www.splunk.com)